




MOVE *Culver* CITY

It's how we get there.

www.moveculvercity.com



Culver CITY
Transportation Department

Mobility Planning • CityBus • CityShare • CityRide • CityFleet Services

Reimagining Mobility in Culver City

SCAG Regional Transit TAC

November 30, 2022

Diana Chang

Transportation and Mobility Planning Manager

City of Culver City

Westside of Los Angeles County

Area: 5 Square Miles

Population: 40,779 (2020)

Employment: 57,952 (2019)

Growing High-Tech and Creative Economies

Large Employers and Developments

Sony, Westfield Culver City, Apple, Amazon, HBO

Transit services

Culver CityBus, Metro E Line (Expo), Metro Bus,
Santa Monica Big Blue Bus, LADOT



Culver City Transportation Department

Forward-thinking vision guiding our decisions for mobility in Culver City.

- Safety
- Communication
- Professionalism
- Kindness & Respect
- Teamwork



INITIATIVES



MOVE
Culver City Vehicle
Electrification Technology



CityBus CityRide CityShare CityFleet

SERVICES

VISION

RETHINKING
MOBILITY

CONNECTING
COMMUNITY

ENHANCING
QUALITY OF LIFE

MISSION

On a daily basis: We plan, operate and maintain the movement of people to, through and from Culver City...through our services, with our people, in our culture

Addressing the Mobility Challenge

- ▶ Facing the Mobility challenge → Shift the Mobility Paradigm
 - ▶ Cars Continue to be the Primary Mobility Mode
 - ▶ Need for Convenient and Affordable Mobility Choices & Great Customer Travel Experience
 - ▶ Bus Company → All Mobility Services & Mobility Paradigm Shift
 - ▶ Increase in Sustainable Ridership Base

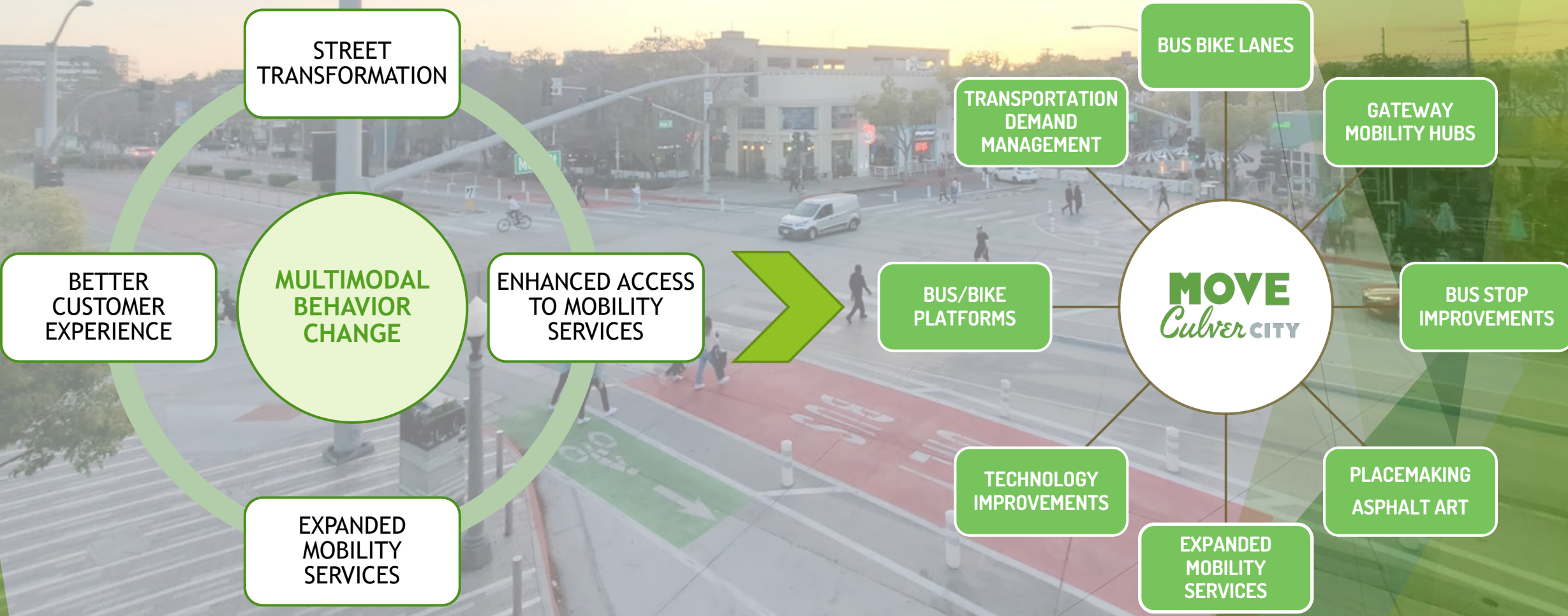
Redistribute
Public
Right-of-Way

Concept
Formed for
Several Years

Challenges
With Previous
Implementation

Bold and
Innovative
Actions

MOVE Culver City – Shifting the Mobility Paradigm



MOVE Culver City Project

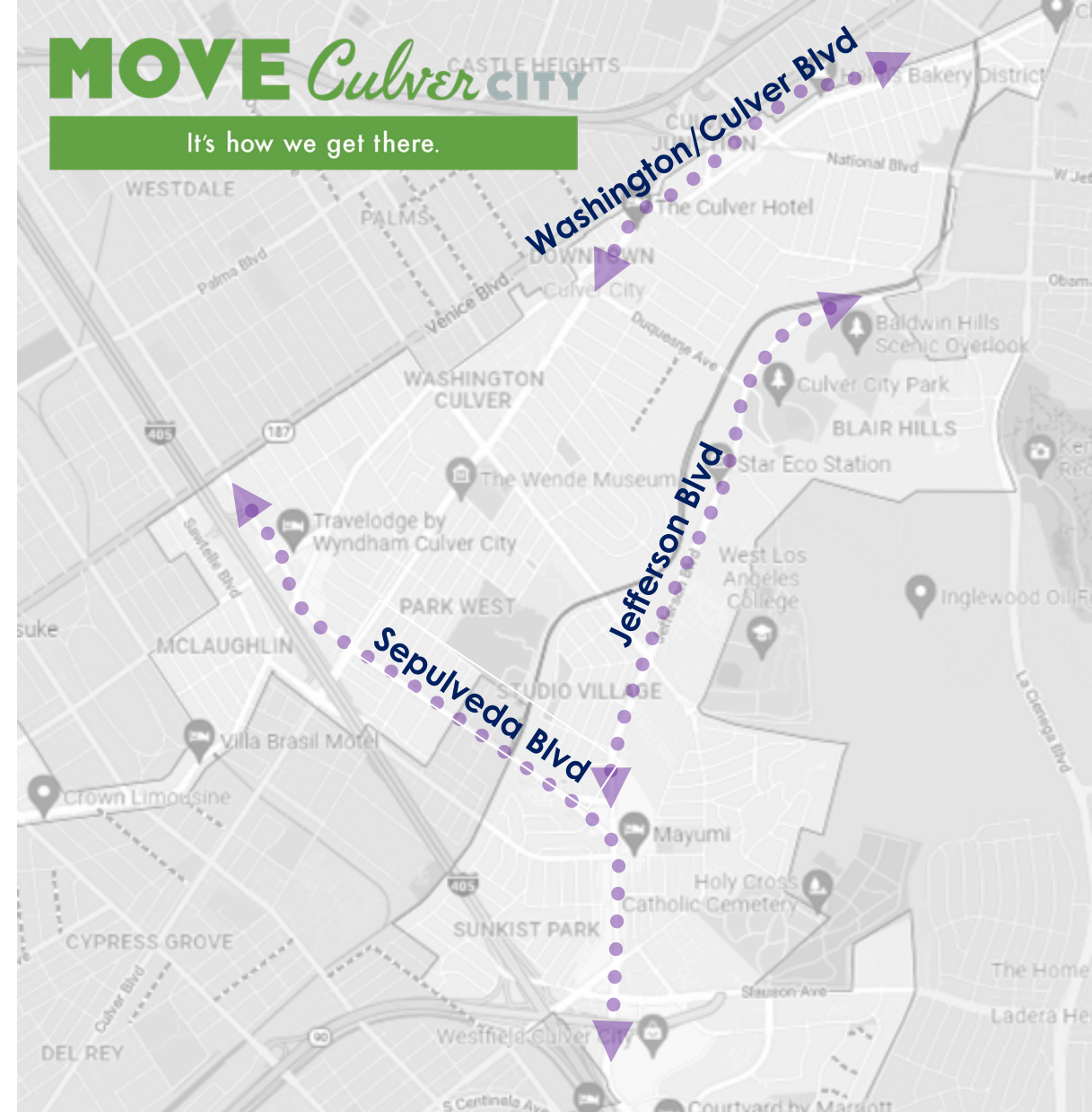
**QUICK-BUILD.
TACTICAL.
MOBILITY LANE.**

Corridor 1 (Downtown Culver City)
Washington/Culver Blvd

- ▶ Connecting E Line Culver City Station, Downtown Culver City, and Culver City Arts District.
- ▶ 1.3 Mile Corridor. 2.6 Directional Miles of Bus and Bike Lanes.

MOVE *Culver* CITY

It's how we get there.



Mission: Reimagine Mobility AND Enhance the Movement of People for a Healthy and Vibrant Community.

Mobility Lane Design

Pre-Project Condition

2 Car Lanes/Direction

Some On-Street Parking



Segments with No ROW Constraints

1 Car Lane, 1 Bus Lane, & 1 Bike Lane per Direction



Segments with ROW Constraints

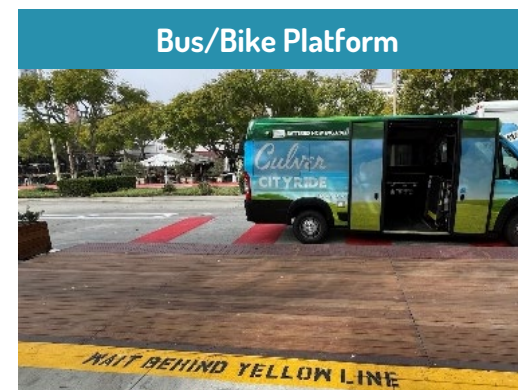

1 Car Lane & 1 Mobility Lane per Direction

On-Street Parking in Arts District

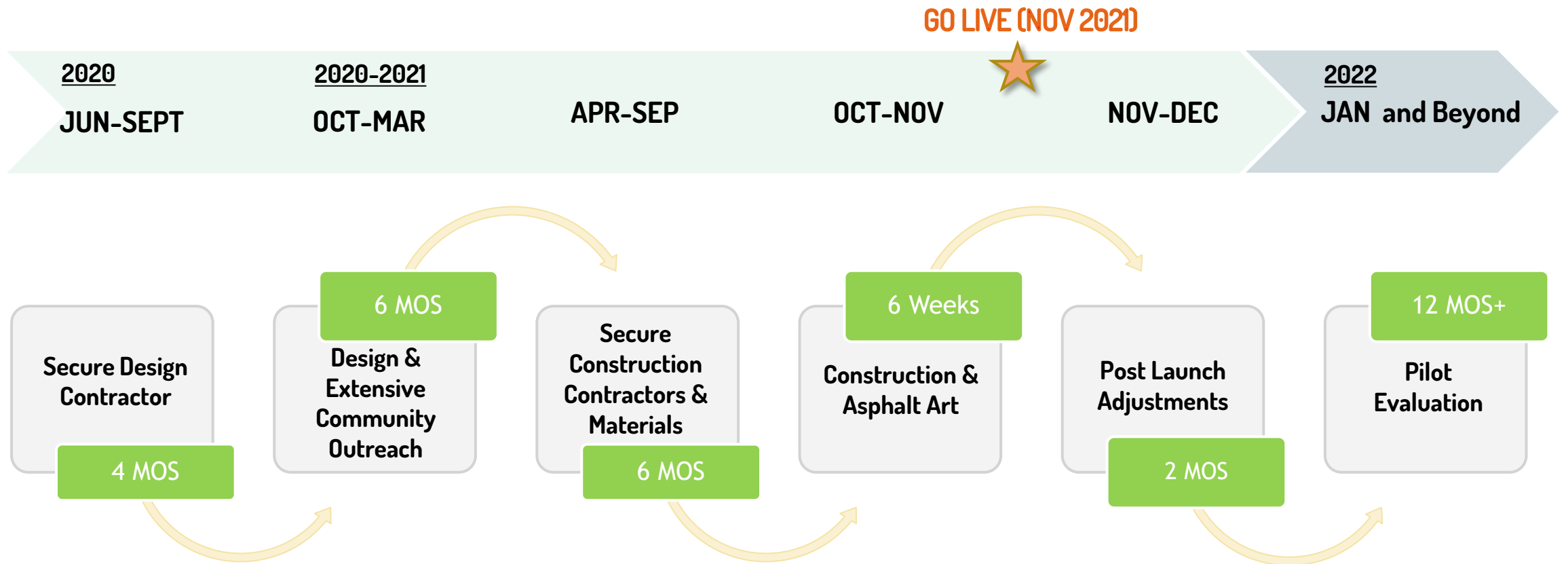


Tactical Urbanism Approach

- ▶ Lower-Cost, Temporary Materials to Catalyze Long Term Changes
 - ▶ Paint, Delineators, Signs
 - ▶ Bus/Bike Platforms
- ▶ Project Extent Between the Curbs – **Breaking No Concrete**
- ▶ Quick-Build and Adjustable
- ▶ Pilot Evaluation that Informs the Permanent Infrastructure Design



Quick Build Timeline



EXPANDED SHARED MICROMOBILITY



BUS/BIKE LANES



BUS/BIKE PLATFORMS



PLACEMAKING ASPHALT ART



EXPANDED MOBILITY SERVICES



BUS & BIKE LANES



Mid-Pilot Evaluation Downtown Corridor Key Performance Indicators



+18%

in pedestrian activity

(Average January through July pedestrian count in 2022 compared October 2021)

+23% increase at Culver/Main intersection



+32%

in cycling activity

(Average January through July bike count in 2022 compared to November 2019)

+98% increase at Culver/Main intersection



+52%

in bus ridership

while the systemwide ridership increased by **26%**
(Average January through July ridership in 2022 compared to the same period in 2021)

Line 1 bus travels **12%** faster during AM Peak and **26%** faster during PM Peak compared to Pre-Pandemic.



+2 minutes

increase in peak period travel time
on the downtown corridor
compared to 2019

Elements of Project Success



Progressive City Council



Surrounding ourselves with advocates



Surrounding ourselves with those who have concerns



Agreed-Upon Design Guidelines



Extensive Public Outreach Campaign



Street Transformation + Expanded Mobility Services + Better Customer Experience




Quick Build at Lower Cost



MOVE *Culver* CITY

It's how we get there.

www.moveculvercity.com



Culver CITY
Transportation Department

Mobility Planning • CityBus • CityShare • CityRide • CityFleet Services

Contact:

Diana Chang

Transportation and Mobility Planning Manager

Diana.Chang@culvercity.org